

Frame size

Specially designed for large doors, S4 can span 126' (3200mm) high and 354 13/16" (9013mm) wide.¹

Fabric type	Overall frame width			Overall frame height (mm)	Install location	
	Single	Combo	Double ²		Inside	Outside
Standard weave mesh	40 - 181 1/2" 1015 - 4611mm	40 - 184 1/16" 1015 - 4676mm	40 - 354 13/16" 1015 - 9013mm	32 1/8 - 126" 815 - 3200mm	✓	✓
Tight weave mesh	40 - 181 1/2" 1015 - 4611mm	40 - 184 1/16" 1015 - 4676mm	40 - 354 13/16" 1015 - 9013mm	32 1/8 - 126" 815 - 3200mm	✓	✓
Boston, blackout	40 - 132 15/16" 1015 - 3377mm	40 - 135 1/2" 1015 - 3442mm	40 - 257 5/8" 1015 - 6545mm	32 1/8 - 118 3/16" 815 - 3002mm	✓	
Boston, light-filtering	40 - 140 13/16" 1015 - 3577mm	40 - 143 3/8" 1015 - 3642mm	40 - 273 3/8" 1015 - 6945mm	32 1/8 - 118 3/16" 815 - 3002mm	✓	
Tuscany, blackout	40 - 132 15/16" 1015 - 3377mm	40 - 135 1/2" 1015 - 3442mm	40 - 257 5/8" 1015 - 6545mm	32 1/8 - 118 3/16" 815 - 3002mm	✓	
Tuscany, light-filtering	40 - 157 7/8" 1015 - 4011mm	40 - 160 7/16" 1015 - 4076mm	40 - 307 9/16" 1015 - 7813mm	32 1/8 - 118 3/16" 815 - 3002mm	✓	
Mercury, blackout	40 - 157 7/8" 1015 - 4011mm	40 - 160 7/16" 1015 - 4076mm	40 - 307 9/16" 1015 - 7813mm	32 1/8 - 118 3/16" 815 - 3002mm	✓	
Mercury, light-filtering	40 - 181 1/2" 1015 - 4611mm	40 - 184 1/16" 1015 - 4676mm	40 - 354 13/16" 1015 - 9013mm	32 1/8 - 118 3/16" 815 - 3002mm	✓	
Sun-filter	40 - 132 15/16" 1015 - 3377mm	40 - 135 1/2" 1015 - 3442mm	40 - 257 5/8" 1015 - 6545mm	32 1/8 - 126" 815 - 3200mm	✓	✓

¹ Fabric widths are established by fabric thickness. Variations in fabric thickness may mean the maximum width can not be achieved. In these cases we offer an alternative color or fabric type or an extended lead time to allow fabric to be resupplied from the mill.

² All screens over 232 5/8" (5910mm) width require frame joiners to the head and sill.


³ Additional fee applies.

Complementing systems



S4 Corner Screen

Insect screens &/or shades for post-less doors or windows



S2 Screen

A retractable insect screen for smaller doors or windows

Eclipse Folding Door Systems, a division of Eclipse Architectural® Products Ltd.

Head Office and Showroom

Unit 109 - 8288 North Fraser Way, Burnaby, B.C. V3N 0E9 Canada
www.eclipsefoldingdoorsystems.com | info@eclipsefds.com | Ph: (604) 901-6044

Branch Office & Distribution Centre

Los Angeles, California, USA

D-S4-US-18MAY20



reddot design award
best of the best 2019



GOOD DESIGN AWARD
GOLD WINNER

S4 Screen & Shade System

The award-winning S4 Screen allows homeowners with large doors to enjoy the luxury of inside-outside living without the traditional compromises: insects, glare and loss of privacy. Designed to fit nearly any door — folding, double-swing or sliding — S4 delivers unparalleled engineering.

Operating with just a fingertip, Centor's unique load balancing technology allows screens and shades to glide smoothly across the entire opening and effortlessly stop at any desired position.

When not in use, the screen or shade retracts discreetly into the frame, removing visual distractions to the view outside while also protecting it from damage, dust or dirt.

Eclipse
Folding Door Systems

Hardware / Integrated Folding Doors / Screens / Shades



Technical benefits

- Fabrics are fully retained within the frame — with no gaps — to allow total control of insects, sunlight and privacy.
- Screen and shade fabrics are held securely in place by top and bottom tabs, preventing screen blow-out — even in a breeze.
- S4 can be mounted on the inside or outside — drainage holes are added to the sill for externally mounted systems.
- Sill cover is quick and easy to remove to make cleaning trouble free.



Finger-tip operation

Engineered to glide from any height



Unobtrusive

Screens are there when needed & hidden when not



Replaceable

Shades can be replaced should tastes change




Made to order

Custom-made to your specific requirements

Shades

Interior shades

Luxury shade fabrics are available in light-filtering and blackout options for systems mounted on the inside of the opening.




Sun-filtering shades

Perfect for reducing glare, solar heat gain and fading. Can be fitted internally or externally but a popular choice for outside given its hard-wearing, easy-clean qualities.



Insect screens


Durable polyester/PVC mesh is available in two different weave styles to keep even the smallest insects outside.



Standard weave

Keeps insects like moths, flies and mosquitoes outside, while standing the test of time with a durable polyester/PVC mesh construction.

Openness: 46%




Tight weave

Made from the same durable material as our standard weave but features a smaller aperture to protect against tiny insects like midges.

Openness: 37%

Configurations

The S4 Screen & Shade System is available in four configurations:



Single

A single screen or shade that extends from one side of the frame to cover the full width of the opening.




Combination

A combination of two fabric types — both covering the full width — such as a screen from the left & a shade from the right.



Double

Two screens or shades (in the same fabric option), which meet at any point along the opening.



Corner

Two screens or shades (in the same fabric option) meet at a 90-degree angle opening for post-less corner openings.

Aluminum frame

S4 is constructed from durable aluminum. The frame can be painted in one of our popular colors (centor.com/us/screens) or customized to color match existing doors and windows³.

