



reddot design award
best of the best 2019



GOOD
DESIGN
AWARD
GOLD WINNER

S4 Corner System

Centor's S4 Corner System allows you to open more of your home to the outside. Part of the award-winning S4 Screen & Shade offering, the system allows homeowners with large doors to enjoy the luxury of inside-outside living without the traditional compromises: insects, glare and loss of privacy.

Operating with just a fingertip, Centor's unique load balancing technology allows screens and shades to glide smoothly across the entire opening and effortlessly stop at any desired position.

When not in use, the screen or shade retracts discreetly into the frame, removing visual distractions to the view outside while also protecting it from damage, dust or dirt.

Eclipse

Folding Door Systems

Hardware / Integrated Folding Doors / Screens / Shades



Finger-tip operation

Engineered to glide from any height



Unobtrusive

Screens are there when needed & hidden when not



Replaceable

Shades can be replaced should tastes change



Made to order

Custom-made to your specific requirements

Technical benefits


- Fabrics are fully retained within the frame — with no gaps — to allow total control of insects, sunlight and privacy.
- Screen and shade fabrics are held securely in place by top and bottom tabs, preventing screen blow-out — even in a breeze.
- S4 can be mounted on the inside or outside — drainage holes are added to the sill for externally mounted systems.
- Sill cover is quick and easy to remove to make cleaning trouble free.



Shades


Interior shades

Luxury shade fabrics are available in light-filtering and blackout options for systems mounted on the inside of the opening.




Sun-filtering shades

Perfect for reducing glare, solar heat gain and fading. Can be fitted internally or externally but a popular choice for outside given its hard-wearing, easy-clean qualities.



Insect screens


Durable polyester/PVC mesh is available in two different weave styles to keep even the smallest insects outside.



Standard weave

Keeps insects like moths, flies and mosquitoes outside, while standing the test of time with a durable polyester/PVC mesh construction.

Openness: 46%




Tight weave

Made from the same durable material as our standard weave but features a smaller aperture to protect against tiny insects like midges.

Openness: 37%

Configurations

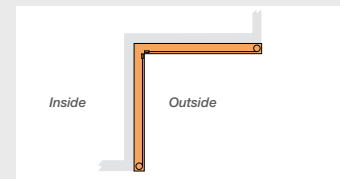
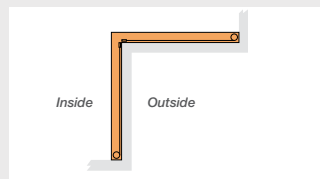
The S4 Corner complements large post-less sliding and folding doors. Two screens or shades (in the same fabric option) meet at a 90-degree angle opening.



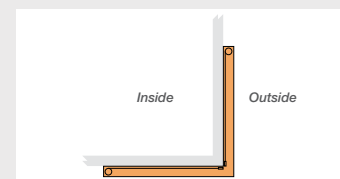
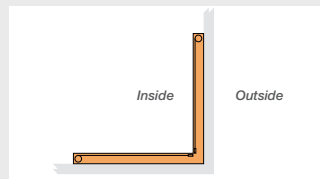
Openings

It can be fitted to the inside or outside of any internal or external corner opening so you can maximize inside-outside living to its full potential.

Internal corner opening



External corner opening



Aluminum frame

S4 is constructed from durable aluminum. The frame can be painted in one of our popular colors (centor.com/us/screens) or customized to color match existing doors and windows³.



Frame size

Suited for larger doors, each side of the opening is capable of spanning up to 180 ¾" (4592mm) wide and 3200mm (126") high.¹

Fabric type	Overall frame width	Overall frame height	Install location	
Standard weave mesh	40 – 180 ¾" 1015 – 4592mm	32 ⅞ - 126" 815 - 3200mm	✓	✓
Tight weave mesh	40 – 180 ¾" 1015 – 4592mm	32 ⅞ - 126" 815 - 3200mm	✓	✓
Boston, blackout	40 – 132 ⅜" 1015 – 3358mm	32 ⅞ - 118 ⅜" 815 - 3002mm	✓	
Boston, light-filtering	40 – 140 ⅞" 1015 – 3558mm	32 ⅞ - 118 ⅜" 815 - 3002mm	✓	
Tuscany, blackout	40 – 132 ⅜" 1015 – 3358mm	32 ⅞ - 118 ⅜" 815 - 3002mm	✓	
Tuscany, light-filtering	40 – 157 ⅞" 1015 – 3992mm	32 ⅞ - 118 ⅜" 815 - 3002mm	✓	
Mercury, blackout	40 – 132 ⅜" 1015 – 3358mm	32 ⅞ - 118 ⅜" 815 - 3002mm	✓	
Mercury, light-filtering	40 – 157 ⅞" 1015 – 3992mm	32 ⅞ - 118 ⅜" 815 - 3002mm	✓	
Sun-filter	40 – 180 ¾" 1015 – 4592mm	32 ⅞ - 126" 815 - 3200mm	✓	✓

¹ Fabric widths are established by fabric thickness. Variations in fabric thickness may mean the maximum width can not be achieved. In these cases we offer an alternative color or fabric type or an extended lead time to allow fabric to be resupplied from the mill.

² All screens over 232 ⅞" (5910mm) width require frame joiners to the head and sill.

³ Additional fee applies.

Complementing systems



S4 Screen & Shade System

Insect screens &/or shades for post-less doors or windows



S2 Screen

A retractable insect screen for smaller doors or windows

D-S4-US-18MAY20

Eclipse
Folding Door Systems

Hardware / Integrated Folding Doors / Screens / Shades