

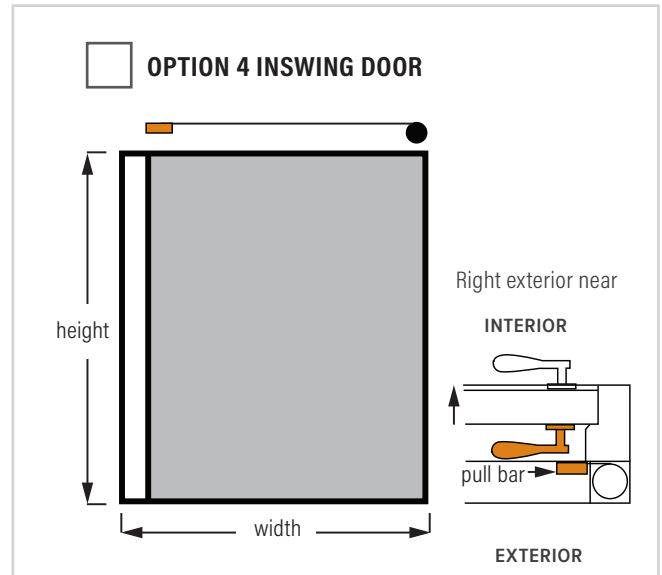
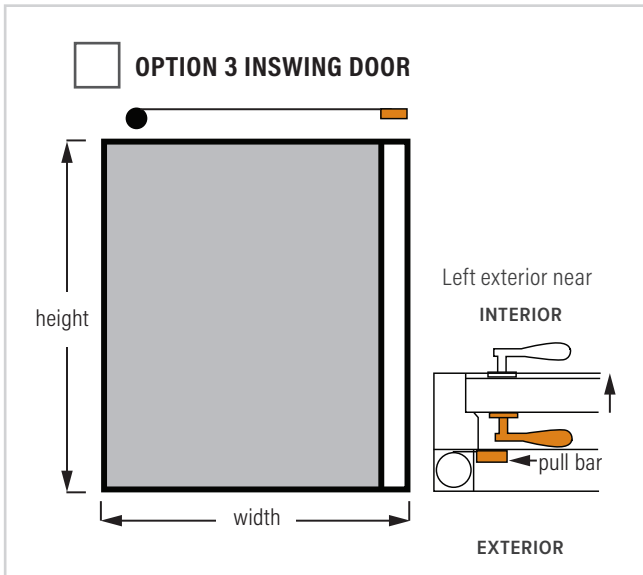
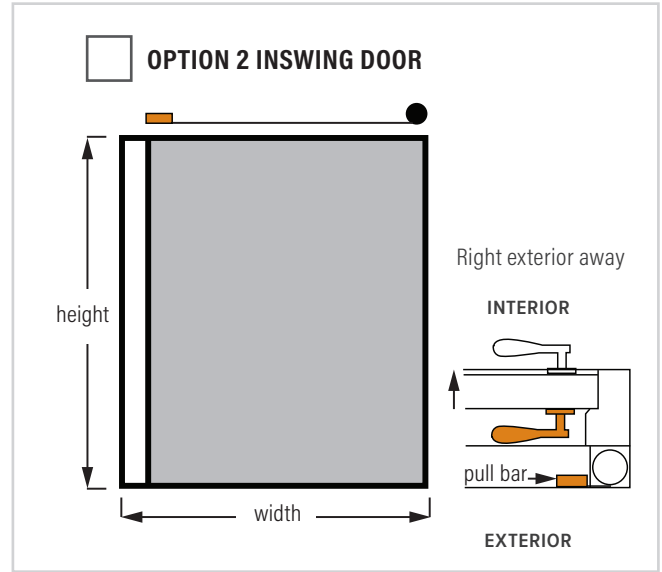
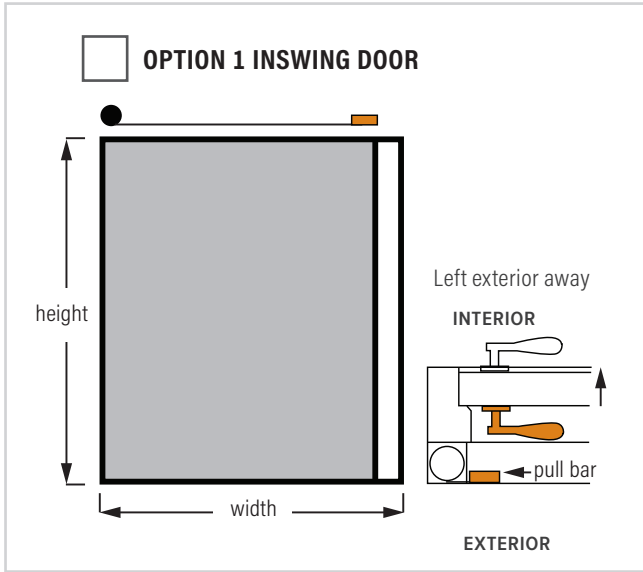
S2 Screen Selection

Please select your screen configuration from the 4 options below for inswing application

Please use one (1) form for each screen order

Screen for Inswing Door Application

Handing of screen is always viewed from the exterior regardless of inswing or outswing door.



PROVIDE OUTSIDE FINISHED MEASUREMENT AND IN 1/8" (.125 IN DEC / 3.17MM) INCREMENTS ONLY

Outside width: inches = _____ mm = _____

Outside height: inches = _____ mm = _____

Frame color choices: bronze paint white paint clear anodized

Sill color choices: bronze paint white paint clear anodized

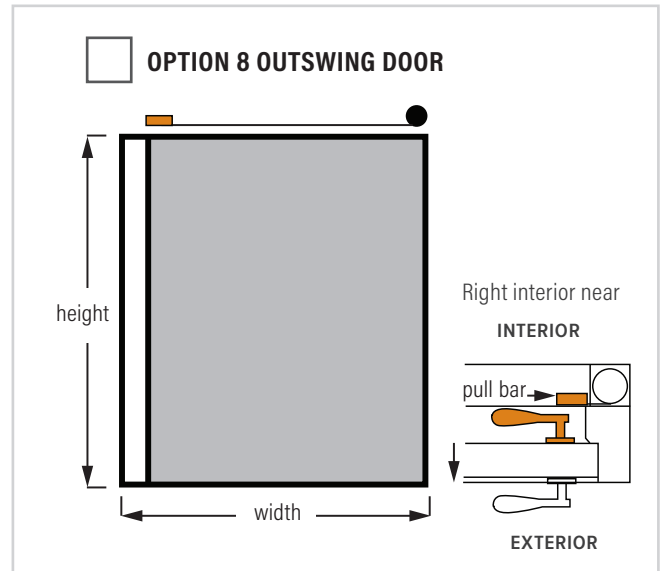
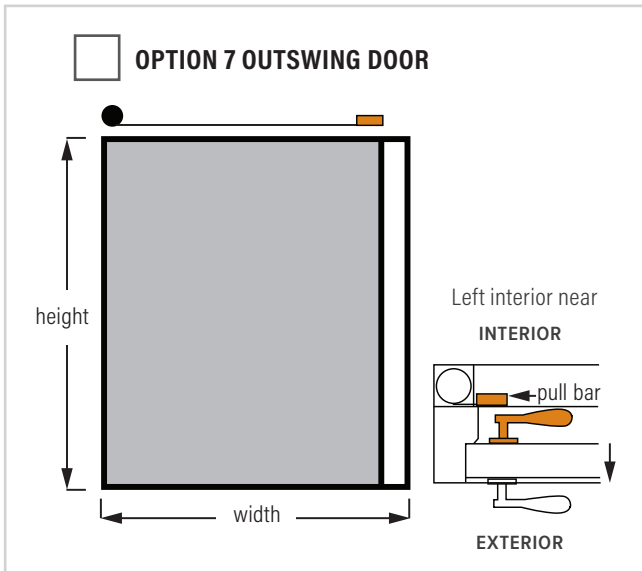
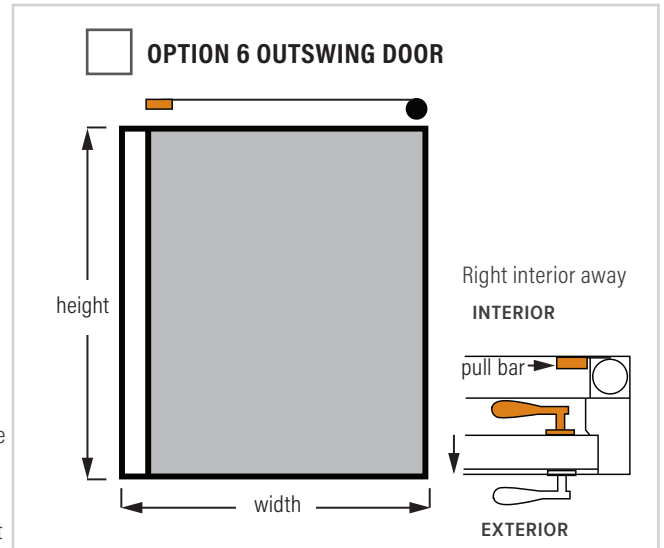
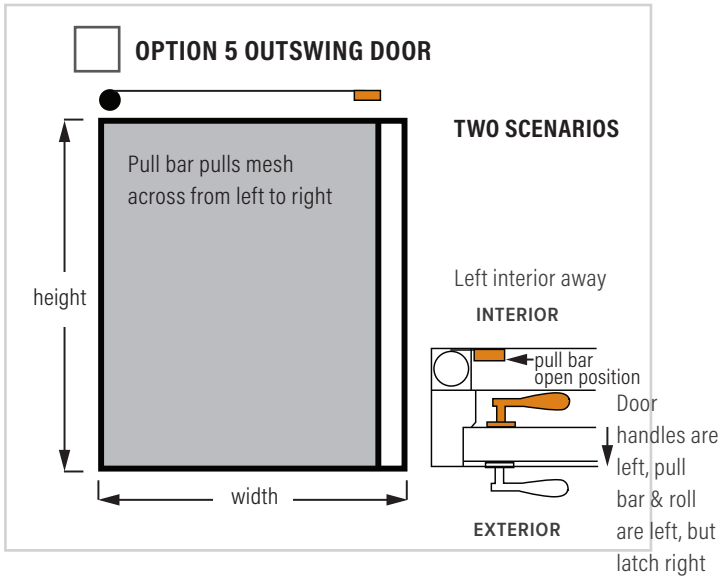
S2 Screen Selection

Please select your screen configuration from the 4 options below for outswing application

Please use one (1) form for each screen order

Screen for Outswing Door Application

Handing of screen is always viewed from the exterior regardless of inswing or outswing door.



PROVIDE OUTSIDE FINISHED MEASUREMENT AND IN 1/8" (.125 IN DEC / 3.17MM) INCREMENTS ONLY

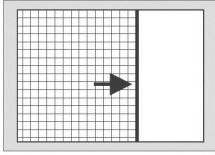
Outside width: inches = _____ mm = _____

Outside height: inches = _____ mm = _____

Frame color choices: bronze paint white paint clear anodized

Sill color choices: bronze paint white paint clear anodized

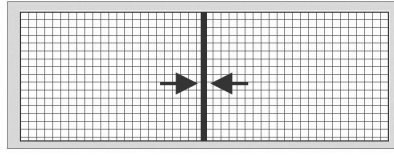
S2 RETRACTABLE INSECT Screen Specifications & Configurations - Interior or exterior application



Single Left

Handing viewed from exterior side

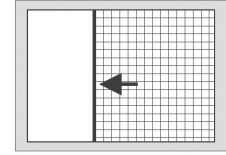
Pull bar is sliding screen from left to right



Double

Handing viewed from exterior side.

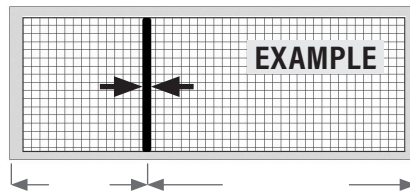
Double always meets in the middle. The amount of screen mesh inside the casing will only pull across to the middle from each side. If offset is required please supply measurements.



Single Right

Handing viewed from exterior side

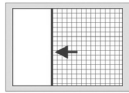
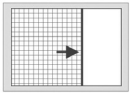
Pull bar is sliding screen from right to left



inches = _____ inches = _____
mm = _____ mm = _____

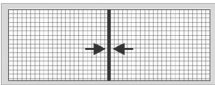
Double Offset

Handing viewed from exterior side
Offset can be placed anywhere



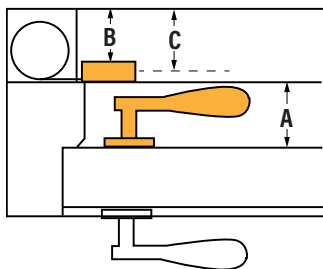
S2 Single Function System / Retractable Insect Screen

min width = 25-3/16" (640mm) | max width = 51-1/8" (1298mm) | min height = 27-9/16" (700mm) | max height = 124" (3150mm)



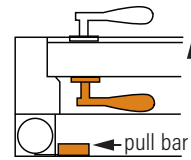
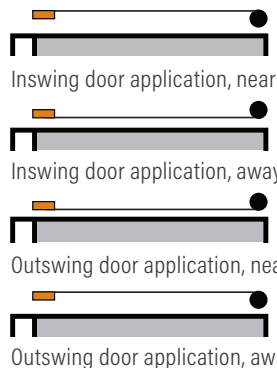
S2 Double Function System / Retractable Insect Screen

min width = 47-1/4" (1200mm) | max width = 102-3/8" (2600mm) | min height = 27-9/16" (700mm) | max height = 124" (3150mm)

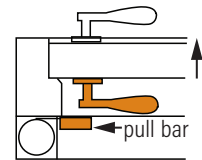


A = Distance door face to outside of handle = 3" (76mm) max.
B = Edge of screen frame to screen pull = 1-7/8" (47mm)
C = Edge of screen frame to screen cloth = 2-1/4" (57mm)

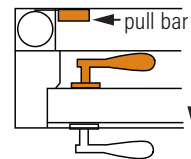
PLEASE NOTE: If S2 screen is an exterior application, drain holes are predrilled in the bottom channel (standard).



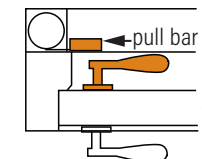
Inswing application, pull bar is away



Inswing application, pull bar is near

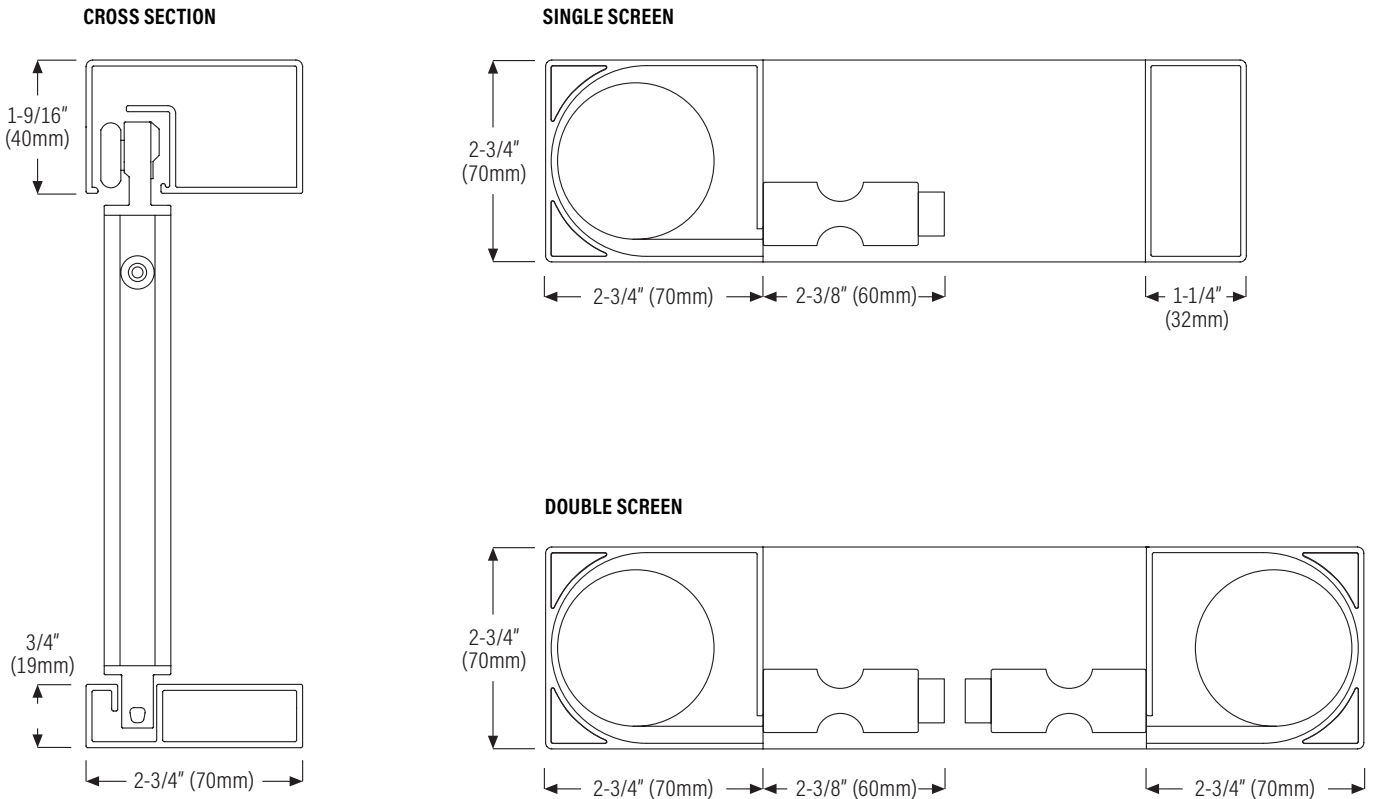


Outswing application, pull bar is away



Outswing application, pull bar is near

S2 RETRACTABLE INSECT Screen Specifications & Configurations - Interior or exterior application



Please sign below to initiate your order.

Please use one (1) form for each screen order

PLEASE NOTE:

By signing this document you agree to purchase this system based on the information you've provided and you acknowledge this information to be accurate. We will use this information to custom order your S2 Screen. Eclipse Architectural will not be held responsible for any mistakes resulting from incorrect information. Any systems we produce based on the information you have provided in this form are non-returnable.

Customer P.O. # _____ Date: _____
 (attach your P.O. to this form before sending it to us)

Customer Name: (please print) _____ Company Name: _____

Address: _____ City: _____ Postal Code/ZIP: _____

Country: _____

Customer Signature: _____

Head Office - Vancouver, B.C. Canada

Unit 109 - 8288 North Fraser Way, Burnaby, B.C. V3N 0E9 Canada
 www.eclipsefoldingdoorsystems.com | info@eclipsefds.com | Ph: (604) 901-6044

Branch Offices & Distribution Centres

Toronto, Ontario, Canada & Los Angeles, California, USA

Eclipse Architectural Showrooms

Toronto, Ontario, Canada & Los Angeles, California, USA